

BPW special tools and measuring devices

for BPW trailer axles and axle suspensions



BPW special tools and measuring devices

Contents

		Page
◎ 1	Tools, general	4–14
1.1	Spanner for wheel nuts	4
1.2	Spanner for hub caps, flat version	5
1.3	Box spanner for hub caps and axle nuts, long version	6
1.4	Box spanner for axle nuts	7
1.5	Box spanner for garage use	8
1.6	Hub puller for wheel hubs and spoke wheels	9
1.7	Tool outfits, tool kits	10–11
1.8	Pressing tools for outer rings of roller bearings and ECO hub seal bearing races	12
1.9	Assembly aid for ABS exciter ring	13
1.10	Grease sprays for greasing roller bearings	14
◎ 2	Tools for drum brakes	16–19
2.1	Lever, spring pliers and U-bolts for brake shoe assembly	16
2.2	Pulling device for brake bolts	17
2.3	Driving mandrel for bearing bushes on brake bolts and brake camshaft	18
2.4	Pulling device for slack adjusters	19
◎ 3	Tools for the overhaul of BPW disc brakes	20–25
3.1	Contents of the tool case	21
3.2	BPW special tools at work	22–25
◎ 4	Tools for air suspensions and mechanical suspensions	26–29
4.1	Assembly tools for rubber-steel bushes, for manual removal and assembly	26
4.2	Assembly tools for rubber-steel bushes, assembly with a press	27
4.3	Assembly tools for steel-rubber-steel bushes, assembly with a press	28
4.4	Assembly tools for rubber-steel bushes, ECO Air/ECO Air Compact	29
◎ 5	Measuring devices	30
5.1	Calibration tubes, threaded adapters and pulling screw	30

Valid: **10/01/2019**

This list includes the original tools for BPW trailer axles and suspension units.

For more information on tool operation see the corresponding workshop manuals.

For current information and further information material, please visit our website: www.bpw.de.

Subject to change without notice.

BPW special tools and measuring devices

General

BPW special tools and measuring devices

Special tools and measuring devices have a long tradition at BPW Bergische Achsen KG and are based on decades of experience.

The existing range of tools has been systematically improved with each new generation of axles and expanded by new products.

For the maintenance and repair of its ECO Disc TS2/TSB disc brake, BPW offers a new **tool case (BPW code no. 99.00.000.9.72)** that keeps all the tools that may be required to hand.

In addition, BPW offers special measuring devices for checking dimensions on axles and suspensions (toe-in, toe-out etc.).

Version

Tools must prove their worth in hard, everyday use. Only then does it become clear whether tools are up to the demands of the real world.

Use of high-quality materials

Top quality materials are the key to high quality tools. Continuous quality assurance guarantees consistent quality.

Favourable cost-performance ratio

Quality is not always obvious at first glance (e.g. materials).

Buying quality tools is often the better-value solution in the long run. This is the case especially whenever tools are required on a regular basis and trouble-free use has to be ensured at all times.

- ◎ The special tools guarantee that all recommended service work on the BPW ECO Disc (TS2 3709/4309 as well as TSB 3709/4309/4312) can be performed safely and with ease.
- ◎ All work on the vehicle is only allowed to be performed by employees of the commercial vehicle industry and the commercial vehicle trade who have the appropriate technical proficiency. Always follow the safety instructions issued by the vehicle manufacturer.
- ◎ Observe the BPW workshop manual (www.bpw.de).

Long-life, low wear

BPW tools are designed to be particularly resistant to wear and tear, and guarantee an extremely long service life, even with frequent use.

Easy to handle

The best solutions are always the simplest ones. And this is especially the case when it comes to tools.

This is the reason why BPW tools are geared specifically to meet technical requirements.

Solutions that do not meet practical requirements are rigorously weeded out at the development stage.

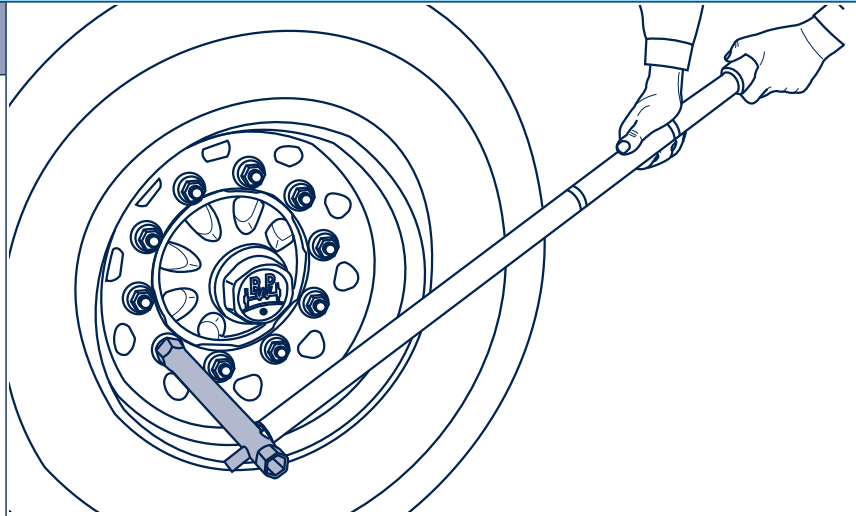
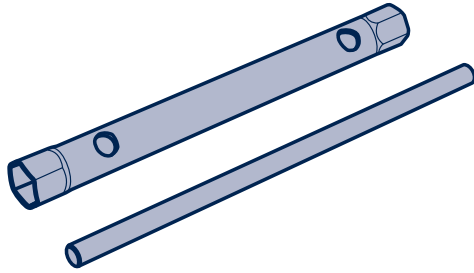
Details on the correct use of the tools can be found in the respective workshop manuals.

1 Tools, general

1.1 Box spanner for wheel nuts, extension tube

For slackening/tightening wheel nuts

Steel tube, galvanized.
Operation with pin.



Box spanner for wheel nuts with pin

Box spanner	SW	L	Ø pin	BPW code no.
	19 / 24	350	14	05.364.12.04.0 *
	19 / 24	210	14	05.364.12.06.0
	27 / 30	425	19	05.364.14.03.0
	27 / 32	425	19	05.364.15.10.0
	30 / 32	425	19	05.364.15.07.0
	30 / 32	525	19	05.364.15.08.0

* Alternatively 05.364.12.06.0 can be used.

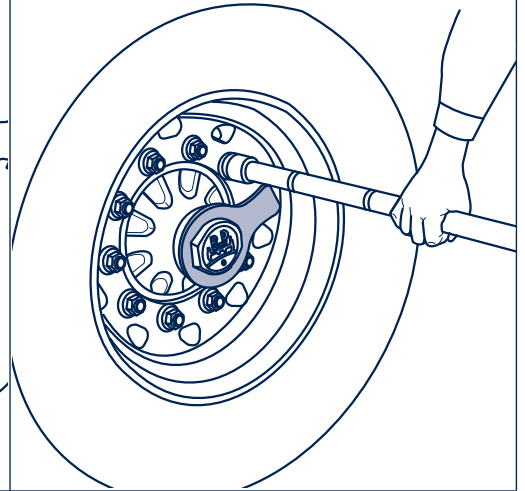


Pin, loose	Ø	L		BPW code no.
	19	450		03.084.64.04.0

Tools, general 1

Spanner for hub caps, flat shape 1.2

For slackening/tightening hub caps

Steel plate
(St 52), galvanized.



Ring spanner for hub caps

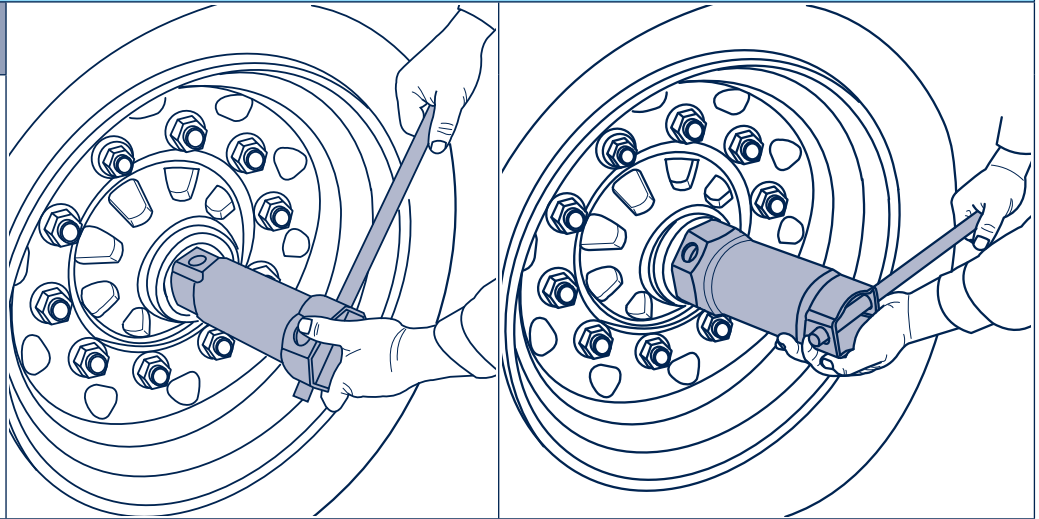
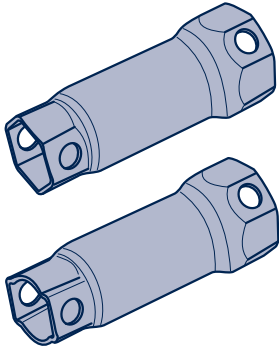
Ring spanner	for axle type	SW Octagonal	L	BPW code no.
	EH.. 6t	85	233	03.339.03.04.0
	EH.. 6.5-9t	90	233	03.339.04.02.0
	EH.. 10.., 11.., 12..-2	95	233	03.339.04.01.0
	H.. 10-12t oil lub.	110	240	03.339.05.01.0
	N.. 10-12t oil lub.			
	EH.. 13-16t	120	240	03.339.05.07.0
	H.. 14-18t			
	K.. 13t			
	N.. 13t			
	Z.. 13t			
H.. 20t	130	240	03.339.05.03.0	
Ring spanner	for axle type	SW BPW shape	L	BPW code no.
	H.. 6.5-9t	95	233	03.339.04.03.0
	K.. 8-9t			
	N.. 6-9t			
	H.. 10-12t	110	240	03.339.05.04.0
	K.. 10-12t			
	N.. 10-12t			
	H.. / K.. / N.. ECO ^{Plus}	110	~240	03.339.05.08.0 *
	H.. 6.5-9t ECO Plus 3			
	K.. 8-9t ECO Plus 3			
	N.. 6-9t ECO Plus 3	120	~240	03.339.05.02.0 *
H.. 13-14t 11/2004 →				
K.. 13-14t 11/2004 →				
H.. / K.. / N.. ECO Plus 2	140	270	03.339.05.09.0	
H.. 16-18t 11/2016 →				
* cranked				

1 Tools, general

1.3 Box spanner for hub caps and axle nuts

For slackening/tightening hub caps and axle nuts

Steel tube, long design, galvanised.



Box spanner for hub caps and axle nuts

Box spanner	for axle type	SW Hexagonal	SW Octagonal	L	BPW code no.
	EB.. 2106	-	50	65	03.364.19.02.0
	EB.. 2706				
	N.. 4-5.5t	46	70	155	03.364.21.02.0
	R.. 2.5-5.5t				
	Z.. 4-5.5t				
	EH.. 6t	65	95	265	03.364.26.01.0
EH.. 6.5-9t	80	110	265	03.364.27.01.0	
Box spanner	for axle type	SW BPW shape	SW Octagonal	L	BPW code no.
	H.. 6.5-9t Conv. / ECO	65	95	265	03.364.26.03.0
	K.. 8-9t Conv. / ECO				
	N.. 6-9t Conv. / ECO				
	H.. 10-12t Conv. / ECO	80	110	260	03.364.27.03.0
	K.. 10-12t Conv. / ECO				
	N.. 10-12t Conv. / ECO				
H.. 6.5-9t ECO	65	110	300	03.364.26.06.0	
K.. 8-9t ECO					
N.. 6-9t ECO					

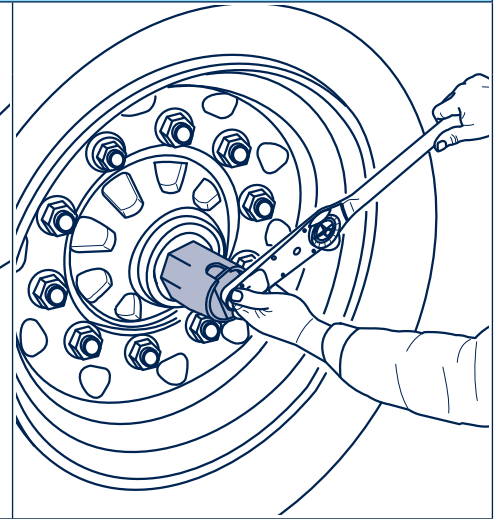
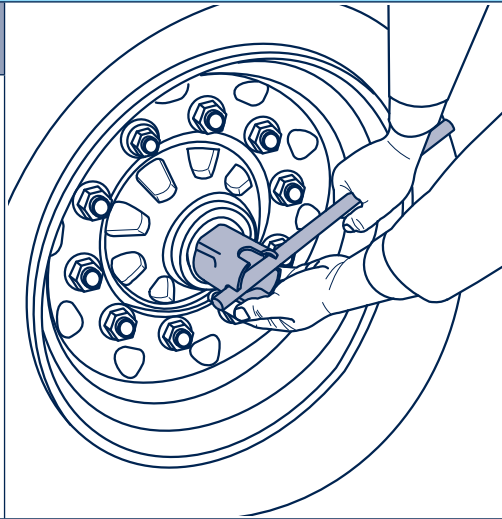
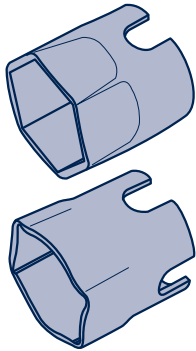
For pin see page 4.

Tools, general 1

Box spanner for axle nuts 1.4

For slackening/tightening axle nuts (axle bolts)

Steel tube, galvanized.



Box spanner for axle nuts

Box spanner	for axle type	SW Hexagonal	L	BPW code no.	
 05.364.26.05.0	EB.. 2106	36	65	03.364.16.01.0	
	ZR.. / NR.. / NM.. / R.. 3.2-5.5t	46	155	03.364.18.01.0	
	H.. / K.. / N.. ECO Plus 2	55	65	03.364.19.03.0	
	EH.. 6-9t	65	80	03.364.20.01.0	
	EH.. 10.., 11.., 12..-2	80	80	03.364.24.01.0	
	EH.. 13-16t H.. 14-18t K.. 13t N.. 13t	85	300	03.364.25.01.0	
	H.. / K.. ECO ^{Plus} H.. / K.. / N.. ECO Plus 3	95	85	05.364.26.05.0	
	H.. 20t	100	80	03.364.26.02.0	
Box spanner	for axle type	SW BPW shape	L	BPW code no.	
 BPW	H.. 6.5-9t Conv. / ECO K.. 8-9t Conv. / ECO N.. 6-9t Conv. / ECO	65	80	03.364.20.02.0	
	H.. 10-12t Conv. / ECO K.. 10-12t Conv. / ECO N.. 10-12t Conv. / ECO	80	80	03.364.24.02.0	
	H.. 14t ECO H.. 16-18t Conv.	85	300	03.364.25.03.0	


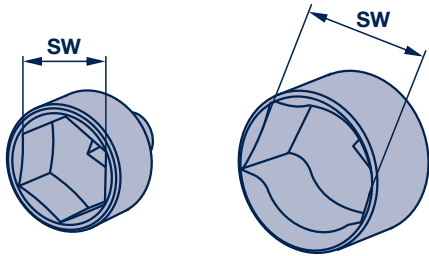
For pin see page 4.

1 Tools, general



1.5 Box spanner for garage use

For slackening/tightening axle nuts (axle bolts) or hub caps



Chromium-steel box spanner (31 CR V 3) with hexagon socket (pin retention) for garage use, either manually (torque wrench) or with impact wrench (hub cap spanner).



Box spanner for axle nuts

Box spanner	for axle type	SW Hexagonal	□	BPW code no.
	EB.. 2106 N.. 4-5.5t R.. 2.5-5.5t ZR.. 4-5.5t H.. / K.. / N.. ECO Plus 2	46	1/2"	03.364.18.02.0
Box spanner	for axle type	SW BPW shape	□	BPW code no.
	H.. / K.. / N.. 6-9t Conv. H.. / K.. / N.. 6-9t ECO	65	1/2"	03.364.20.03.0
	H.. / K.. / N.. 10-12t Conv. H.. / K.. / N.. 10-12t ECO	80	1/2"	03.364.24.03.0

Box spanner for hub caps

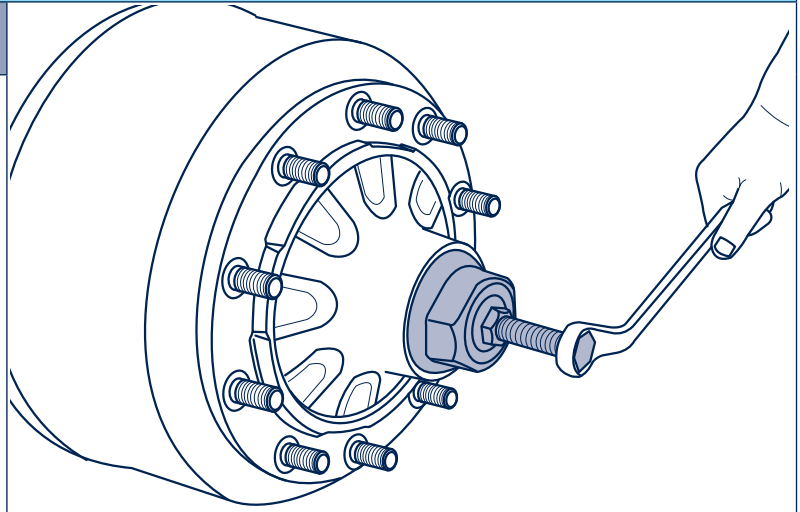

Box spanner	for axle type	SW Octagonal	□	BPW code no.
	EH.. 8-9t H.. 6-9t oil lub. K.. 6.5t Conv., alloy hub	95	1"	03.364.26.04.0
	EH.. 10-12t H.. 10-12t oil lub.	110	1"	03.364.27.04.0
Box spanner	for axle type	SW BPW shape	□	BPW code no.
	H.. / K.. / N.. 6.5-9t Conv.	95	1"	03.364.29.02.0
	H.. / K.. / N.. 6.5-12t ECO H.. / K.. ECO ^{Plus}	110	1"	03.364.29.03.0
	H.. / K.. / N.. ECO Plus 3 H.. 16-18t Conv.	140	1"	03.364.29.05.0

Tools, general 1

Hub puller for wheel hubs and spoke wheels 1.6

For pulling off wheel hubs and spoke wheels

Steel plate, galvanized, screw to be ordered separately



Hub puller for wheel hubs and spoke wheels

Hub puller	for axle type	Thread	SW Octagonal	BPW code no.	Suitable screw
	EH.. 6.5-9t ZR.. 8-9t	M 115 x 3	95	05.012.26.02.0	02.5026.70.80 M 22 x 100 SW 32
	EB.. 10t EH.. 12..-1, 13..-1, 14..-1 H.. / M.. 14..-1 K.. / N.. / Z.. 13t	M 135 x 3	120	05.012.27.02.0	
	EH.. 13-16t H.. 14-18t	M 155 x 3	120	05.012.28.01.0	
	H.. 20t	M 180 x 3	130	05.012.29.01.0	
Hub puller	for axle type	Thread	SW BPW shape	BPW code no.	Suitable screw
	H.. 6.5-9t K.. 8-9t N.. 6-9t	M 115 x 2	95	05.012.26.03.0	02.5026.70.80 M 22 x 100 SW 32
	H.. 10-12t K.. 10-12t N.. 10-12t	M 125 x 2	110	05.012.27.05.0	
	H.. / K.. 14t 11/2004 →	M 150 x 2	120	05.012.28.03.0	
	H.. 16-18t 11/2016 →	M 170 x 2	-	05.012.29.03.0	

1 Tools, general

1.7 Tool outfits, tool kits

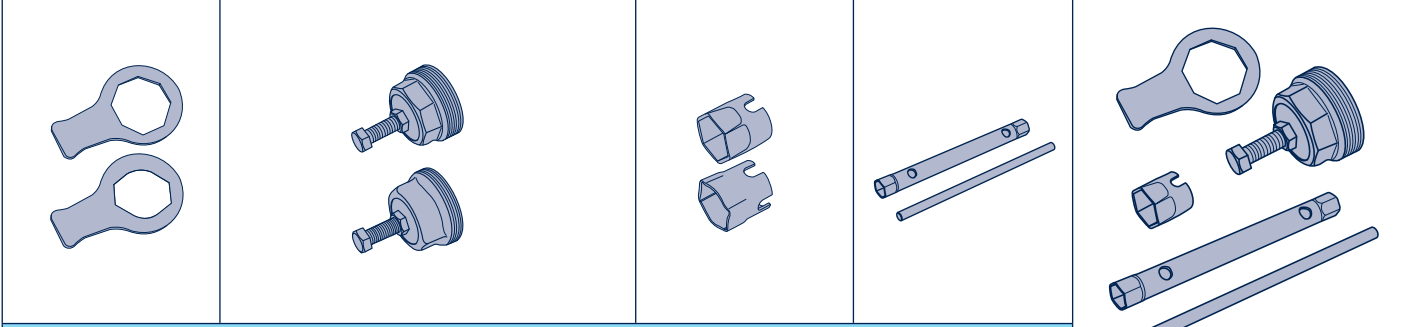
		Kapselgewinde 						
Axle load	Hub bearing version	Hub cap thread	Shape	Hub cap SW	Shape	Axle nut/axle bolt SW	Shape	Wheel nut SW
6-9t	Conv.	M 115 x 2	A	SW 95	BPW	SW 65	BPW	27 / 32
	ECO / ECO-MAXX	M 125 x 2	I	SW 110	BPW	SW 65	BPW	27 / 32
	ECO ^{Plus}	M 136 x 2.5	I	SW 110	BPW	SW 95	Hex.	27 / 32
	ECO Plus 3	M 135 x 2	I	SW 110	BPW	SW 95	Hex.	27 / 32
	ECO Plus 2	Bayonet		SW 120	BPW	SW 46	Hex.	27 / 32
10-12t	Conv.	M 125 x 2	A	SW 110	BPW	SW 80	BPW	27 / 32
	ECO / ECO-MAXX	M 136 x 2.5	I	SW 110	BPW	SW 80	BPW	27 / 32
				SW 110	BPW	SW 80	BPW	27 / 32 27 / 33
ECO ^{Plus}	M 136 x 2.5	I	SW 110	BPW	SW 95	Hex.	27 / 32	
13-14t	Conv., → 10/2004	M 135 x 3	A	SW 120	Oct.	SW 85	Hex.	27 / 32
	Conv., 11/2004 →	M 150 x 2	I	SW 120	Oct.	SW 85	BPW	27 / 32
	Conv., 11/2004 →	M 150 x 2	I	SW 120	Oct.	SW 85	Hex.	27 / 32
	ECO	M 150 x 2	I	SW 120	BPW	SW 85	BPW	27 / 32
16-18t	Conv., → 11/2016	M 155 x 3	A	SW 120	Oct.	SW 85	Hex.	27 / 32 30 / 32
	Conv., 11/2016 →	M 170 x 2	I	SW 140	BPW	SW 85	BPW	27 / 32 30 / 32
20t	Conv.	M 180 x 3	A	SW 130	Oct.	SW 100	Hex.	27 / 32

Alternative versions on request.

SW = Spanner width

Tools, general 1

Tool outfits, tool kits 1.7

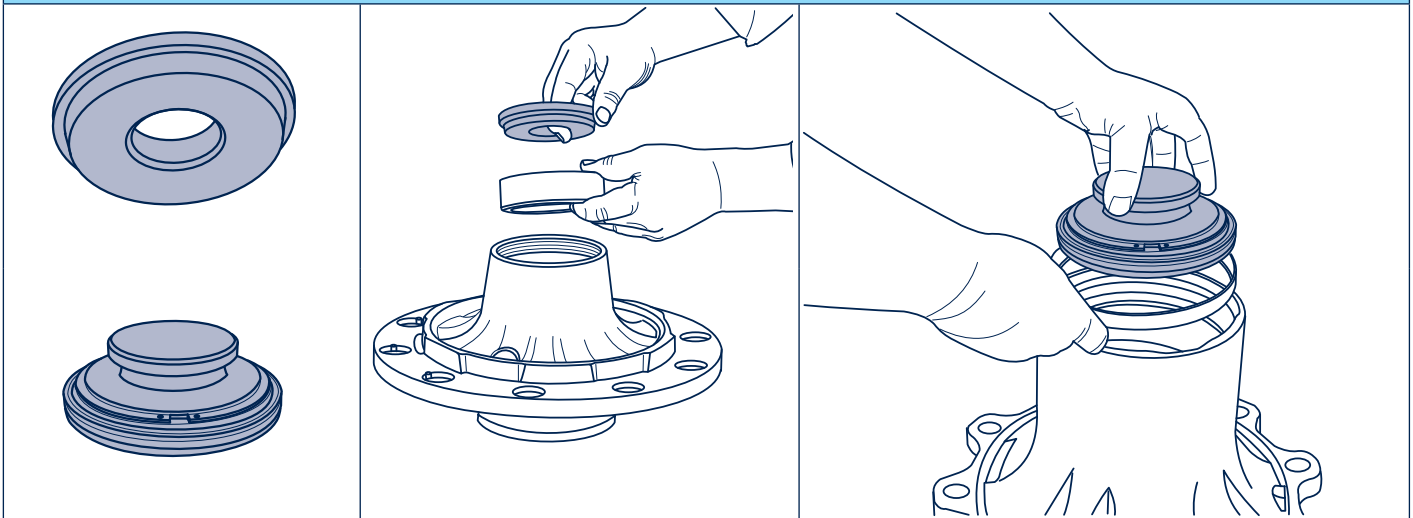
						
Contents tool kits cpl.						
Spanner for hub cap BPW code no.	Hub puller BPW code no.	Suitable screw BPW code no.	Box spanner for axle nut/ axle bolt BPW code no.	Box spanner for wheel nuts BPW code no.	Tool kit cpl. BPW code no.	
03.339.04.03.0	05.012.26.03.0	02.5026.70.80	03.364.20.02.0	05.364.15.10.0	99.00.000.9.27	
03.339.05.04.0	-	-	03.364.20.02.0	05.364.15.10.0	99.00.000.9.44	
03.339.05.04.0	-	-	05.364.26.05.0	05.364.15.10.0	99.00.000.9.53	
03.339.05.08.0	-	-	05.364.26.05.0	05.364.15.10.0	99.00.000.9.70	
03.339.05.02.0	-	-	03.364.18.01.0	05.364.15.10.0	99.00.000.9.62	
03.339.05.04.0	05.012.27.05.0	02.5026.70.80	03.364.24.02.0	05.364.15.10.0	99.00.000.9.30	
03.339.05.04.0	-	-	03.364.24.02.0	05.364.15.10.0	99.00.000.9.45	
03.339.05.04.0	-	-	03.364.24.02.0	05.364.15.10.0 05.364.15.14.0	99.00.000.9.60	
03.339.05.04.0	-	-	05.364.26.05.0	05.364.15.10.0	99.00.000.9.53	
03.339.05.07.0	-	-	05.364.26.05.0	05.364.15.10.0	99.00.000.9.59	
03.339.05.07.0	05.012.27.02.0	02.5026.70.80	03.364.25.01.0	05.364.15.10.0	99.00.000.9.16	
03.339.05.07.0	05.012.28.03.0	02.5026.70.80	03.364.25.03.0	05.364.15.10.0	- *	
03.339.05.07.0	05.012.28.03.0	02.5026.70.80	03.364.25.01.0	05.364.15.10.0	99.00.000.9.61	
03.339.05.02.0	-	-	03.364.25.03.0	05.364.15.10.0	- *	
03.339.05.07.0	05.012.28.01.0	02.5026.70.80	03.364.25.01.0	05.364.15.10.0	99.00.000.9.11	
03.339.05.07.0	05.012.28.01.0	02.5026.70.80	03.364.25.01.0	05.364.15.08.0	- *	
03.339.05.09.0	-	-	03.364.25.03.0	05.364.15.10.0	99.00.000.9.71	
03.339.05.09.0	-	-	03.364.25.03.0	05.364.15.08.0	On request	
03.339.05.03.0	05.010.29.01.0	02.5026.70.80	03.364.26.02.0	05.364.15.10.0	- *	

* Please order in single parts.

1 Tools, general

1.8 Pressing tools

For pressing in the outer rings of roller bearings/bearing races



Pressing tool for outer rings of roller bearings

Pressing tool	for roller bearing	Ø	BPW code no.
	33208	74	15.010.20052
	33209	79	15.009.20052
	32309	90	15.004.20052
	32310	100	15.005.20052
	33213	113	15.013.20052
	33215	123	15.014.20052
	33116	123	15.012.20052
	32314	138	15.003.20052
	33118 / 33217	142	15.011.20052
	32316	157	15.002.20052
	32219	160	15.008.20052
	32222	188	15.007.20052
	32224	202	15.006.20052

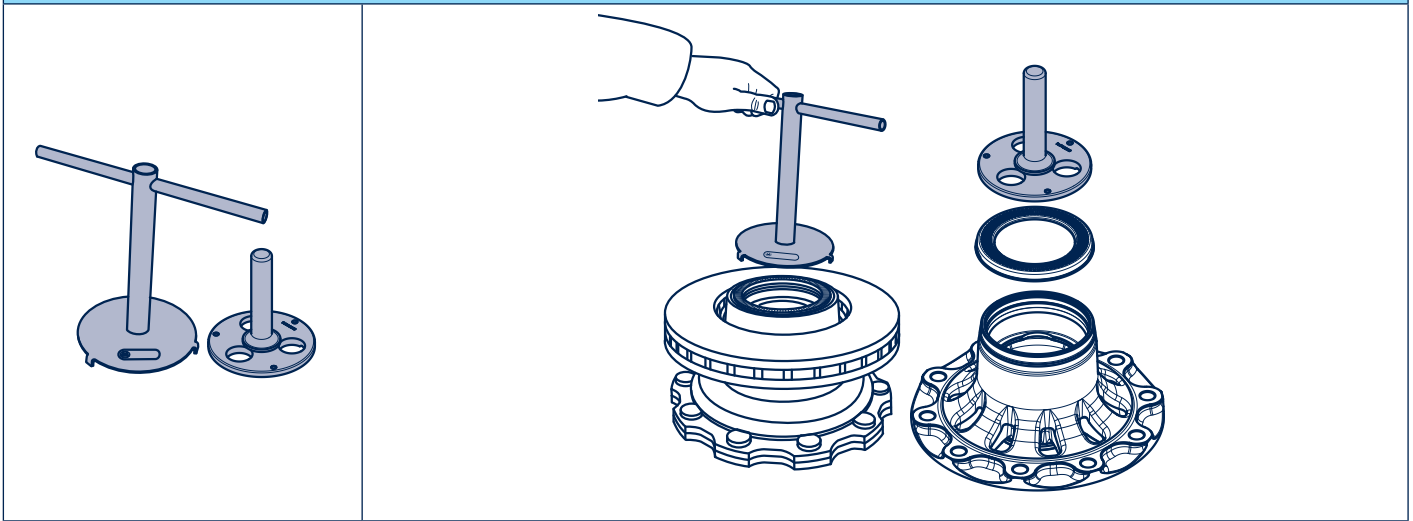
Pressing tool for bearing races of the ECO/ECO^{Plus} hub seal

Pressing tool	suitable for bearing race	Ø	BPW code no.
	02.5683.62.00	139	16.005.22111
	02.5683.63.00	159	16.014.22111

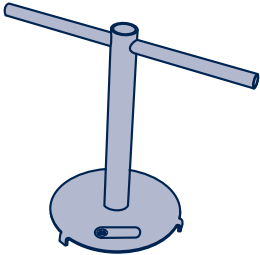
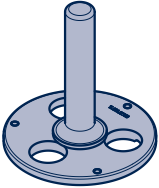
Tools, general 1

Assembly aid for exciter rings 1.9

Assembling exciter rings

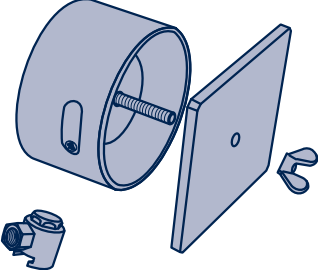
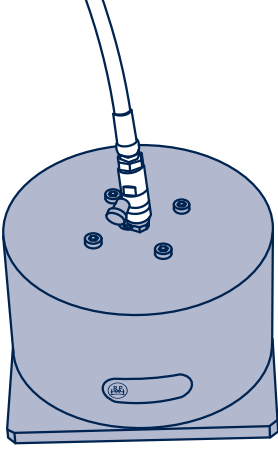
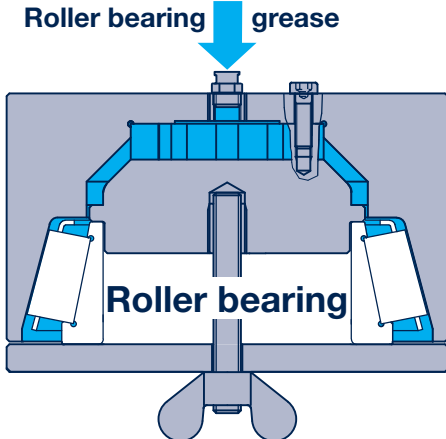
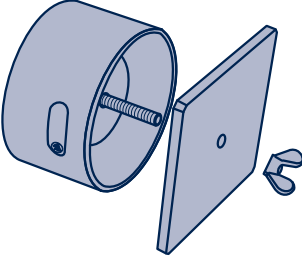



Assembly aid for exciter ring

Assembly aid	suitable for exciter ring	BPW code no.
	ECO^{Plus} 8-9t	16.020.22953
	ECO Plus 3	16.038.22953

1 Tools, general

1.10 Grease spray for greasing roller bearings

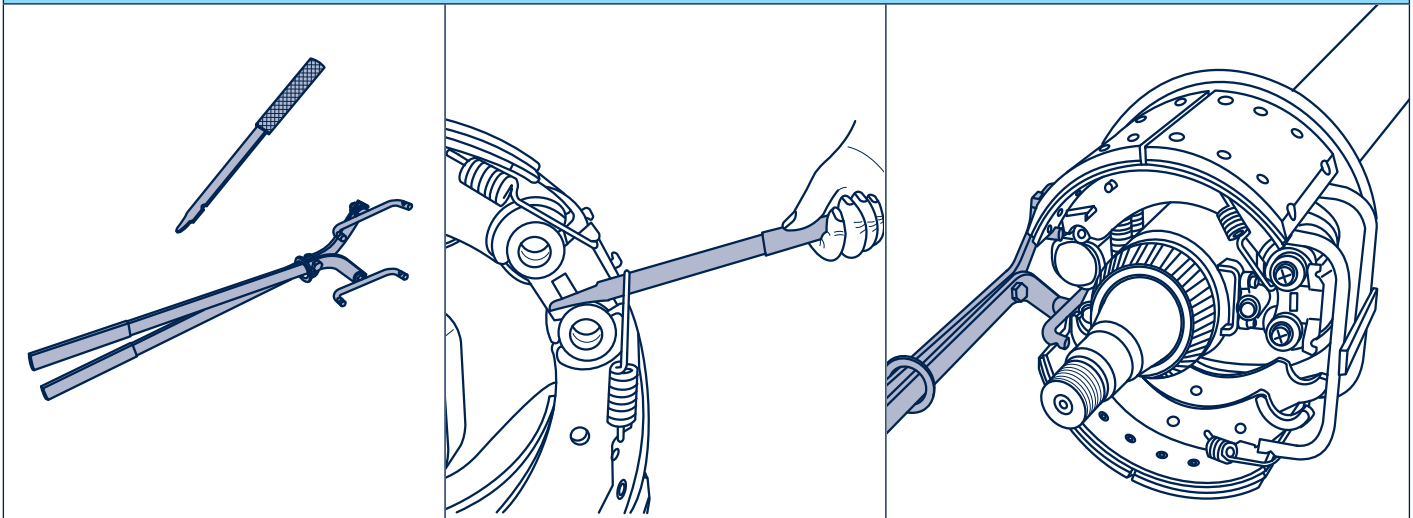
Greasing roller bearings			
			
Grease sprays			
Grease spray	for roller bearings	BPW code no. Grease spray, loose	BPW code no. Complete set
	33116	16.076.22935	99.00.000.9.54
	32310	16.072.22935	
	33118	16.062.22935	99.00.000.9.55
	33213	16.068.22935	
Complete set incl. adapter for flat-type grease nipple			
Adapter for flat-type grease nipple		BPW code no.	
		15.069.22935	

Notes


2 Tools for drum brakes

2.1 Lever, spring pliers

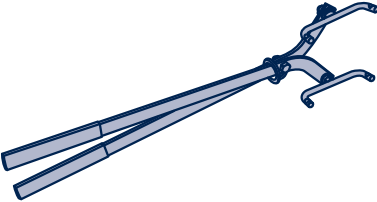
Assembling brake return springs



Lever for assembling brake return springs

Lever	Brake	BPW code no.
	SN 300 SN 360 SN 420	03.190.46.03.0

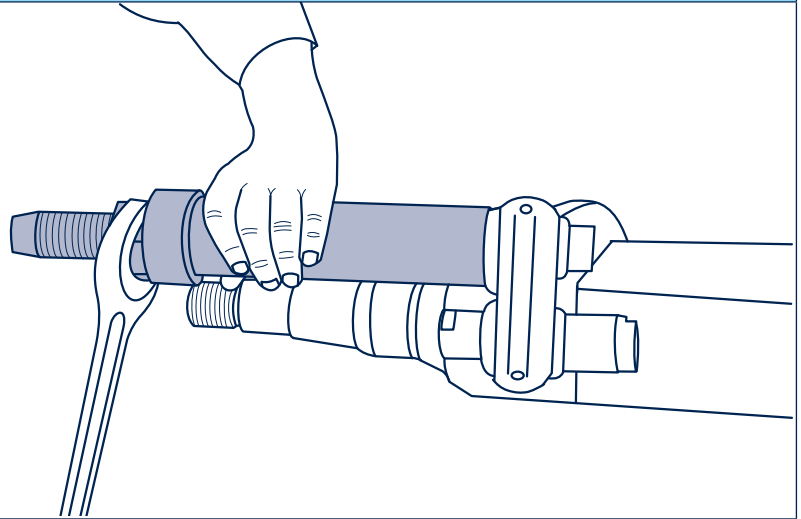
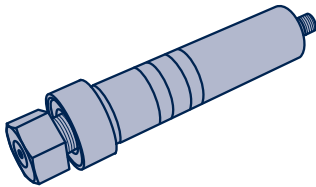
Spring pliers and spreader for assembling brake return springs

Spring pliers	Brake	BPW code no.
	SN 300 Year of manufacture 1990-1995, brake camshafts with double bonding	05.001.26.01.0

Tools for drum brakes **2**

Pulling device for brake bolts **2.2**

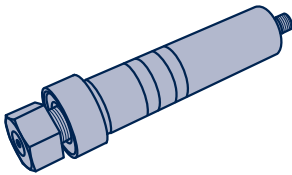
Extracting the brake bolts from the brake anchor



Pulling device

Pulling device cpl.

BPW code no.

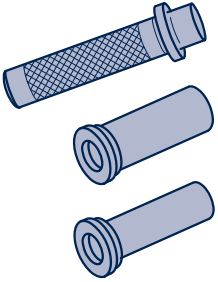
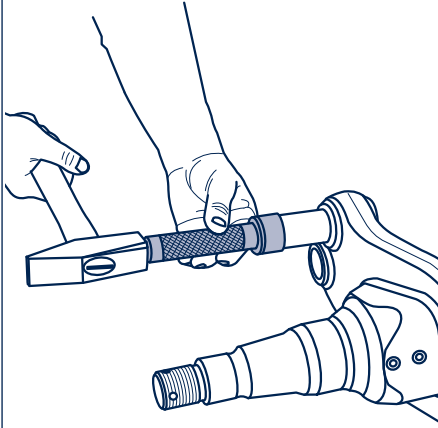
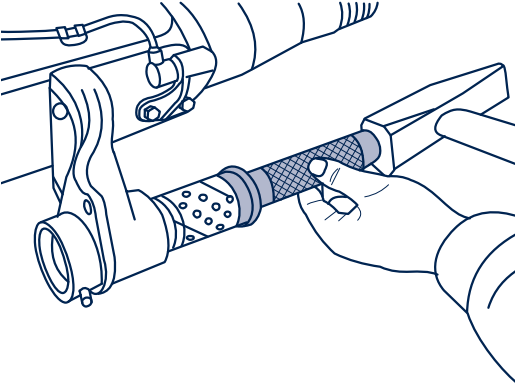
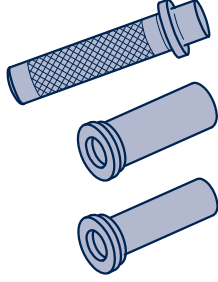
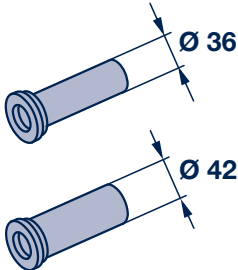
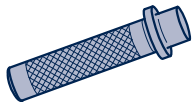


with threaded inset
M 20 x 1.5 / M 20 x 1.5

05.001.05.02.0

2 Tools for drum brakes

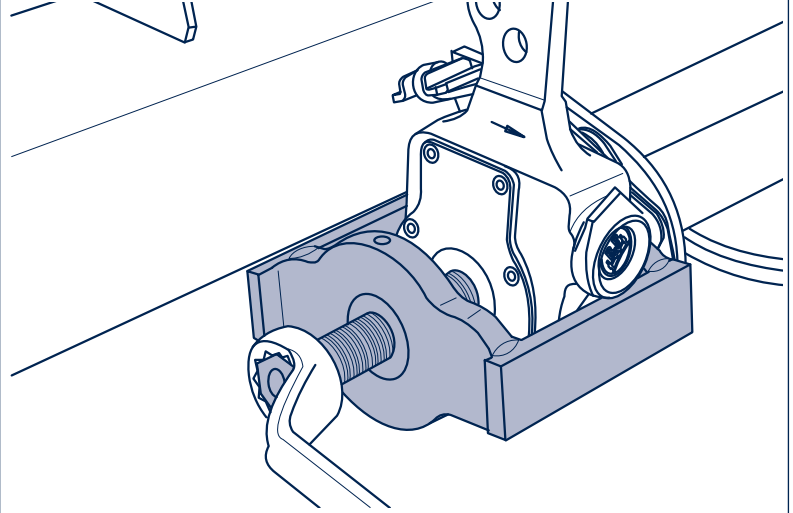
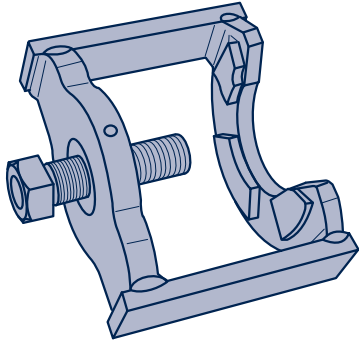
2.3 Driving mandrels

Driving in bushes for brake camshafts/brake bolts		
		
Driving mandrel for bushes on brake camshaft or brake bolt		
Driving mandrel complete		BPW code no.
	05.001.04.04.0	
Driving mandrel	Ø	BPW code no.
	36	03.084.17.02.0
	42	03.084.17.01.0
Handle	BPW code no.	
	02.0619.02.00	

Tools for drum brakes **2**

Pulling device for slack adjusters **2.4**

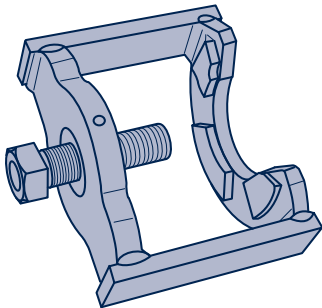
Pulling off the slack adjuster from the brake camshaft



Pulling device

Pulling device cpl.

BPW code no.



for **GSK/AGS**

02.4306.15.00

3 Tools for ECO Disc disc brakes

General

BPW special tools and measuring devices

Special tools and measuring devices have a long tradition at BPW Bergische Achsen KG and are based on decades of experience.

The existing range of tools has been systematically improved with each new generation of axles and expanded by new products.

For the maintenance and repair of its ECO Disc TS2/TSB disc brake, BPW offers a new **tool case (BPW code no. 99.00.000.9.72)** that keeps all the tools that may be required to hand.

For an existing TSB tool case, BPW offers a **supplemental set (BPW code no. 09.801.08.82.0)** which contains all additional tools for the TS2.

In addition, BPW offers special measuring devices for checking dimensions on axles and suspensions (toe-in, toe-out etc.).

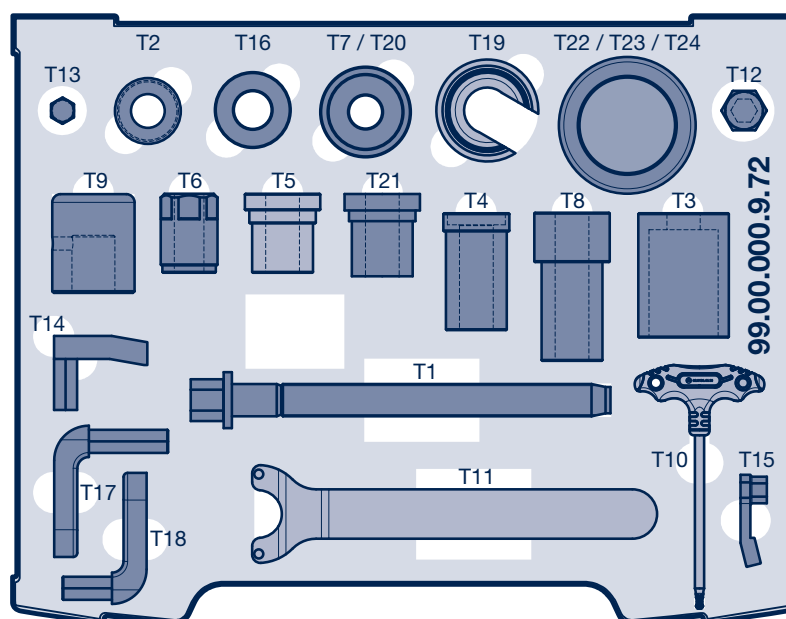
- ⊙ The special tools guarantee that all recommended service work on the BPW ECO Disc (TS2 3709/4309 as well as TSB 3709/4309/4312) can be performed safely and with ease.
- ⊙ All work on the vehicle is only allowed to be performed by employees of the commercial vehicle industry and the commercial vehicle trade who have the appropriate technical proficiency. Always follow the safety instructions issued by the vehicle manufacturer.
- ⊙ Observe the BPW workshop manual (www.bpw.de).

Tools for ECO Disc disc brakes **3**

Contents of the tool case **3.1**

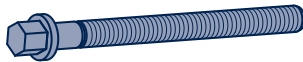

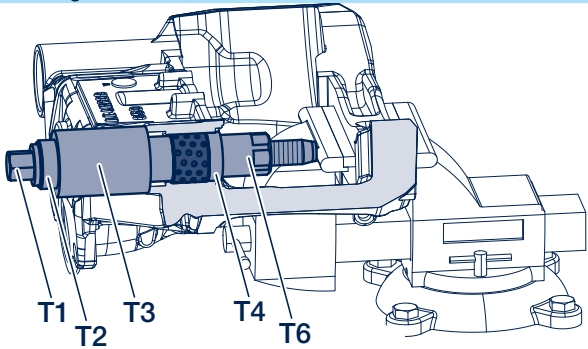


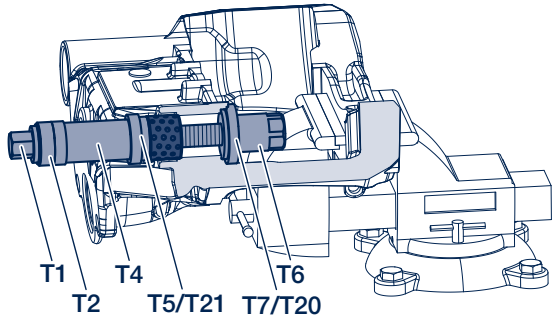


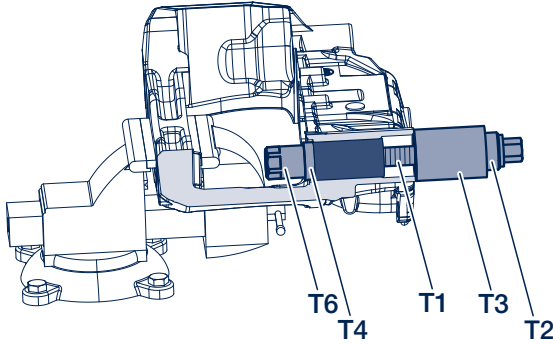



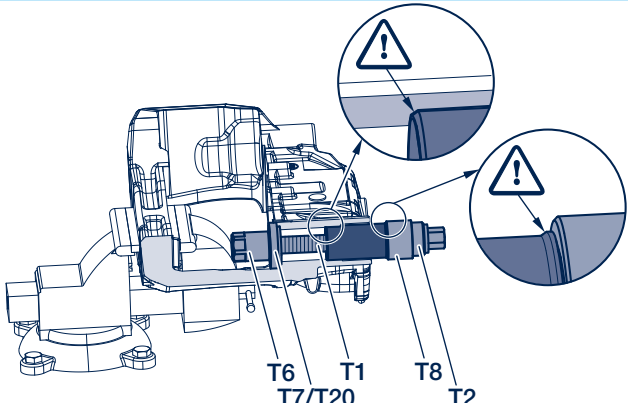
No.	Designation	TSB	TS2	BPW code no.	Dimension	Page
T1	Threaded spindle	●	●	02.0130.39.10	Tr 20 x 2 / SW 22	22
T2	Ball bearing	●	●	02.0130.40.10	Ø 20.5/40 x 14.5	22
T3	Sleeve	●	●	02.1410.26.00	Ø 20.2/42 x 75.5	22
T4	Extractor tool for moveable and fixed bearings	●	●	02.0130.41.10	Ø 20.5/40.1 x 71	22
T5	Pressing tool for moveable bearing	●		02.0130.42.10	Ø 20.5/45.8 x 48	22
T6	Nut	●	●	02.5270.37.00	Tr 20 x 2 / SW 32	22
T7/T20	Retractable plate	●	●	02.1421.25.00	Ø 20.2/53 x 13	22
T8	Pressing tool for fixed bearing	●	●	02.0130.43.10	Ø 20.5/45.8 x 90	22
T9	Press tool (plastic bellows)	●		02.0130.45.10	Ø 26.1/50 x 60	23
T10	Torx spanner reset	●	●	02.0130.44.10	TX 25	23
T11	Two-hole spanner for coarse dirt seal	●	●	02.3516.20.00		23
T12	Adapter for moveable bearing bolt	●	●	02.0130.46.10	SW 14 / SW 24	23
T13	Adapter for sealing plug	●	●	02.0130.47.10	SW 14 / SW 12	23
T14	Adapter for torque wrench (moveable bearing)	●	●	02.0130.48.10	SW 14	23
T15	Adapter for torque wrench (sealing cap)	●	●	02.0130.49.10	SW 14	23
T16	Ring for inserting wheel studs	●	●	02.5683.92.00	Ø 23/46 x 15	23
T17	Tool for fixed bearing bolt	●	●	02.0130.64.10	SW 14 / SW 14	23
T18	Tool for moveable bearing bolt	●	●	02.0130.65.10	SW 14 / SW 14	23
T19	Assembly tool for bellows	●		02.0130.80.10	Ø 27.6/62 x 32	23
T21	Pressing tool for moveable bearing		●	02.0130.72.20	Ø 20.5/45.8 x 50	22
T22	Piston for bellow pressing tool		●	02.0130.74.20	Ø 83 / M 20 x 2	24
T23	Screw for bellow pressing tool		●	02.0130.73.20	M 14 x 2	24
T24	Spacer for bellow pressing tool		●	02.4319.42.00	SW 24 / M 20 x 2 / M 14 x 2	24

SW = Spanner width





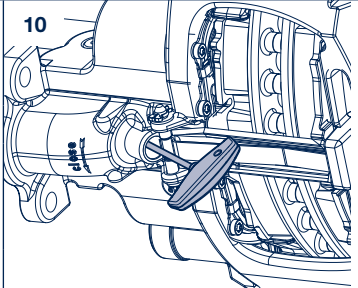
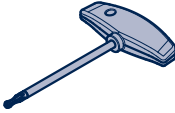
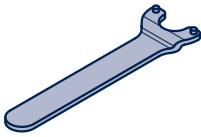
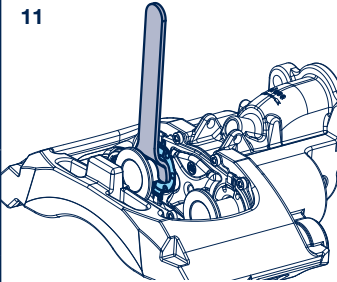



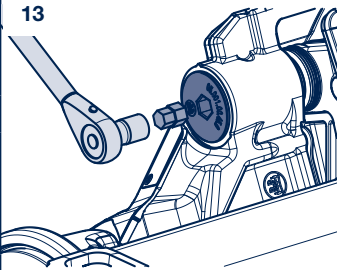
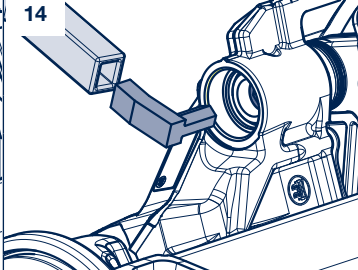
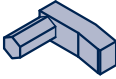

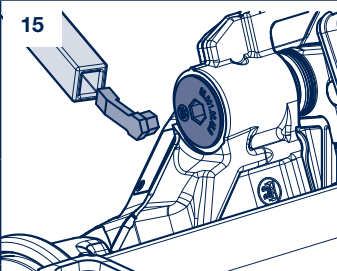
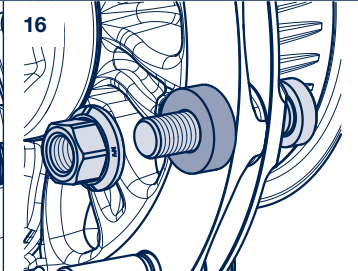


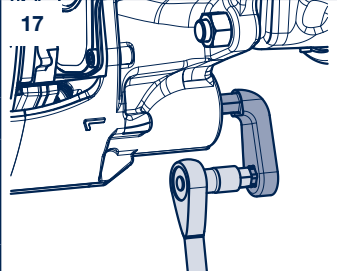
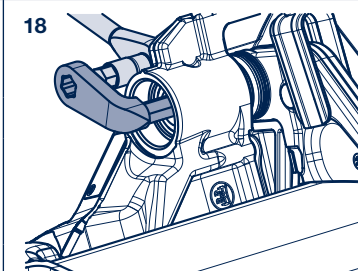


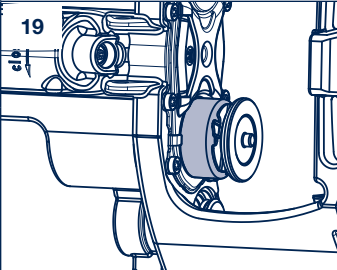
3 Tools for disc brakes ECO Disc

3.2 BPW special tools at work

BPW special tools at work		
Item / BPW code no. / name / dimension		
T1 02.0130.39.10 Threaded spindle TR 20 x 2 / SW 22		Extractor tool for moveable bearings, consisting of item T1, T2, T3, T4, T6
T2 02.0130.40.10 Ball bearing Ø 20.5/40 x 14.5		
T3 02.1410.26.00 Sleeve Ø 20.2/42 x 75.5		Pressing tool for movable bearing, consisting of item T1, T2, T3, T4, T5, T6, T7/T20 (TSB) T1, T2, T3, T4, T21 , T6, T7/T20 (TS2)
T4 02.0130.41.10 Extractor tool for moveable and fixed bearings Ø 20.5/40.1 x 71		
T5 (only for TSB) 02.0130.42.10 Pressing tool for moveable bearing Ø 20.5/45.8 x 48		Extractor tool for fixed bearing, consisting of item T1, T2, T3, T4, T6
T21 (only for TS2) 02.0130.72.20 Pressing tool for moveable bearing Ø 20.5/45.8 x 50		
T6 02.5270.37.00 Nut TR 20 x 2 / SW 32		
T7/T20 02.1421.25.00 Reaction plate Ø 20.2/53 x 13		Pressing tool for fixed bearing, consisting of item T1, T2, T6, T7/T20, T8
T8 02.0130.43.10 Press tool (fixed bearing) Ø 20.5/45.8 x 90		

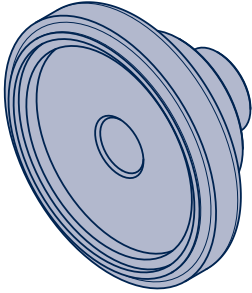


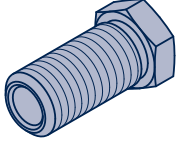
Tools for disc brakes ECO Disc 3

BPW special tools at work 3.2

BPW special tools at work			
Item / BPW code no. / name / dimension			
T9 (only for TSB) 02.0130.45.10 Press-out tool for bellow Ø 26.1/50 x 60		9 	10 
T10 02.0130.44.10 Torx spanner for return mechanism TX 25			
T11 02.3516.20.00 Two-hole spanner for coarse dirt seal		11 	12 
T12 02.0130.46.10 Adapter for moveable bearing bolt SW 14 / SW 24			
T13 02.0130.47.10 Adapter for plastic cap SW 14 / SW 12		13 	14 
T14 02.0130.48.10 Adapter for torque wrench (moveable bearing) SW 14			
T15 02.0130.49.10 Adapter for torque wrench (plastic cap) SW 14		15 	16 
T16 02.5683.92.00 Ring for inserting wheel studs Ø 23/46 x 15			
T17 02.0130.64.10 Adapter for fixed bearing bolt SW 14 / SW 14		17 	18 
T18 02.0130.65.10 Adapter for moveable bearing bolt SW 14 / SW 14			
T19 (only for TSB) 02.0130.80.10 Assembly tool for bellows Ø 27.6/62 x 32		19 	

3 Tools for disc brakes ECO Disc

3.2 BPW special tools at work

BPW special tools at work		
Item / BPW code no. / name / dimension		
<p>T22 (only for TS2) 02.0130.74.20 Piston for bellow pressing tool Ø 83 / M 20 x 2</p>		<p>Pressing tool for bellow, consisting of item T22, T3, T24</p> 
<p>T23 (only for TS2) 02.0130.73.20 Screw for bellow pressing tool M 14 x 2</p>		
<p>T24 (only for TS2) 02.4319.42.00 Adapter for bellow pressing tool SW 24 / M 20 x 2 / M 14 x 2</p>		

Tools for disc brakes ECO Disc 3

BPW special tools at work 3.2

BPW supplemental set TS2 – 09.801.08.82.0

Item	BPW code nr.:	Designation	Dimension
T7/T20	02.1421.25.00	Reaction plate	Ø 20.2/53 x 13
T21	02.0130.72.20	Pressing tool for moveable bearing	Ø 20.5/45.8 x 50
T22	02.0130.74.20	Piston for bellow pressing tool	Ø 83 / M 20 x 2
T23	02.0130.73.20	Screw for bellow pressing tool	M 14 x 2
T24	02.4319.42.00	Spacer for bellow pressing tool	SW 24 / M 20 x 2 / M 14 x 2

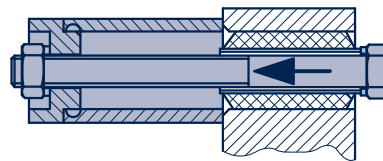
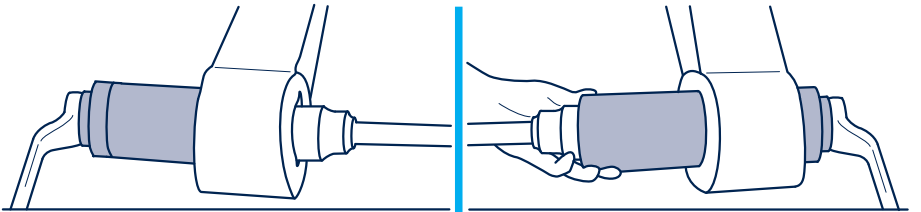
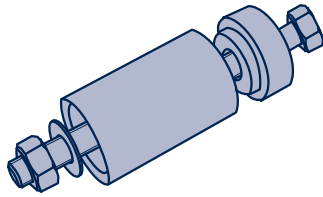
4 Tools for air suspensions/mechanical suspensions

4.1 Assembly tool for rubber-steel bushes

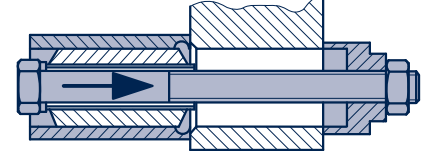
Manual removal and assembly

Pulling in/out rubber-steel bushes

For manual assembly and removal of rubber-steel bushes belonging to connecting rods* (VB suspensions), U-stabilizers and square beam stabilizers

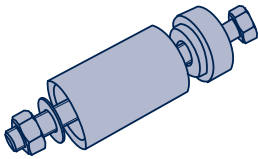


Removal



Assembly

Assembly tool for rubber-steel bushes

Assembly tool	for Ø rubber-steel bush*	BPW code no.
	Ø 50–60 mm	14.825.11744

* not for bush connecting rod VB ECO CARGO.

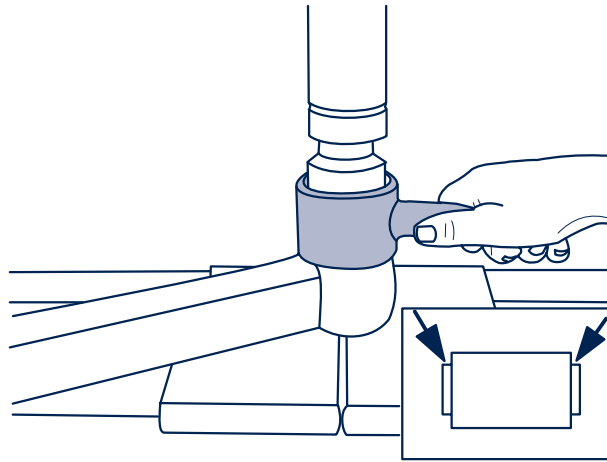

Tools for air suspensions/mechanical suspensions **4**

Assembly tool for rubber-steel bushes **4.2**

Assembly with a press

For pressing-in of rubber-steel bushes

For pressing-in rubber-steel bushes with a press



Assembly tool for rubber-steel bushes

Assembly tool	for Ø rubber-steel bush	BPW code no.
	Ø 50 mm	15.001.19433
	Ø 52.6 mm	15.002.19433
	Ø 60 mm	15.003.19433
	Ø 66 mm	15.004.19433
	Ø 85 mm	15.005.19433
	Ø 89.6 mm	15.008.19433
	Ø 100 mm	15.006.19433

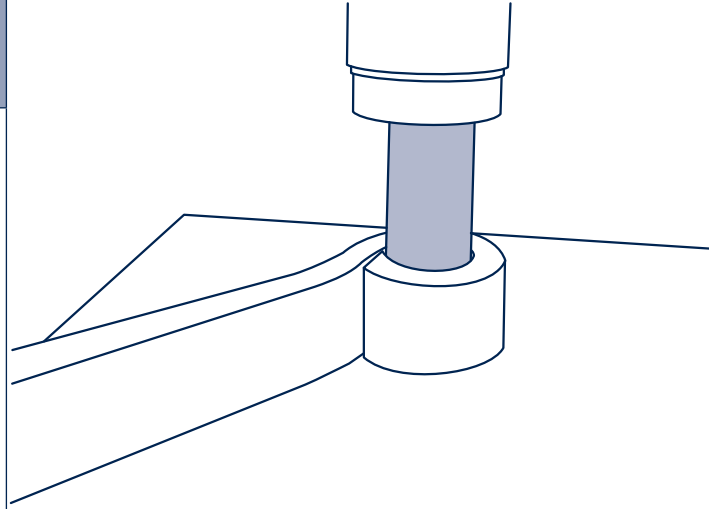
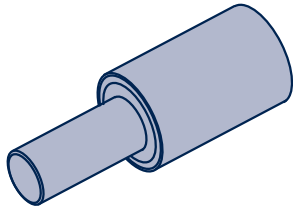
4 Tools for air suspensions/mechanical suspensions

4.3 Assembly tool for steel-rubber-steel bushes

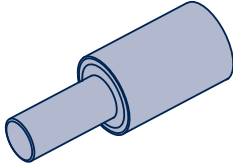
For removal and assembly with a press

For pressing in/out of steel-rubber-steel bushes

For assembly and disassembly of steel-rubber-steel bushes in trailing arms with a press



Assembly tool for steel-rubber-steel bushes

Assembly tool	for Ø steel-rubber-steel bush	BPW code no.
	Ø 24	03.084.37.11.0
	Ø 30	03.084.37.10.0

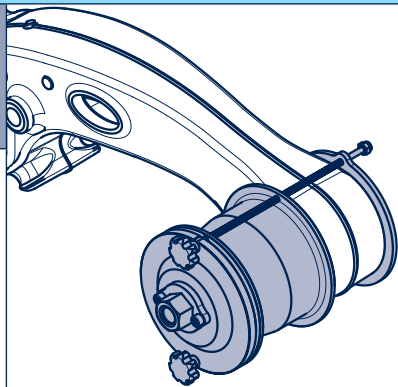
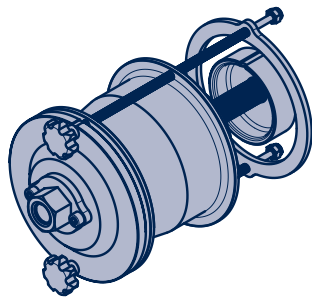
Tools for air suspensions/mechanical suspensions **4**

Assembly tool for rubber-steel bushes **4.4**

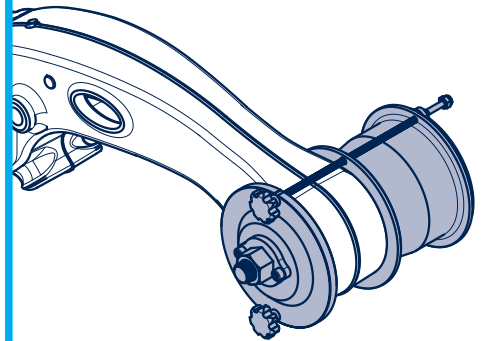
ECO Air/ECO Air Compact, for manual removal and assembly

Pulling in/out rubber-steel bushes

For manual assembly and removal of rubber-steel bushes on the trailing arm for ECO Air/ECO Air COMPACT running gear systems

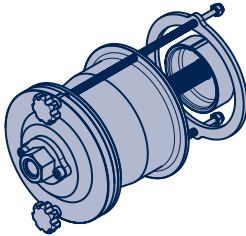


Removal



Assembly

Assembly tool for rubber-steel bushes with ECO Air/ECO Air Compact


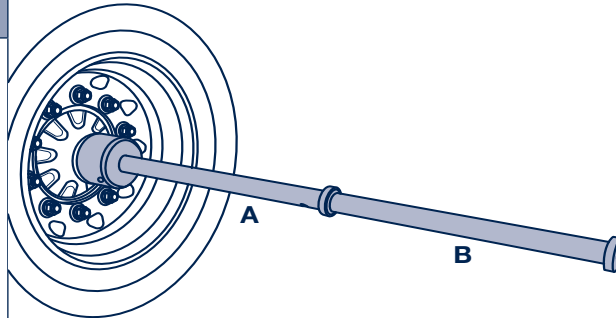
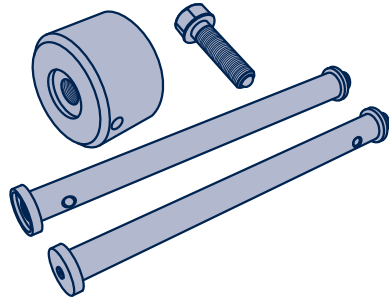
Assembly tool	for Ø rubber-steel bush	BPW code no.
	Ø 24 / 132	99.00.000.9.69

5 Calibration equipment

5.1 Calibration tubes and threaded adapters

For aligning axles and suspensions

Calibration tubes and threaded adapters for alignment of axles and suspensions.



The threaded adapters can also be used as a hub pulling device in combination with the puller screw.

Threaded adapters

Threaded adapter	for axle type	Thread (D)	BPW code no.:
	H.. / K.. / N.. Conv. 6.5–9t	M 115 x 2	15.013.01609
	H.. / K.. / N.. Conv. 10–12t	M 125 x 2	15.014.01609
	H.. / K.. / N.. ECO 6.5-9t	M 125 x 2	15.020.01609
	EH.. 10–12t	M 125 x 3	16.011.01609
	H.. / K.. / N.. ECO 10–12t (old)	M 135 x 2	15.021.01609
	H.. / K.. / N.. ECO Plus 3	M 136 x 2.5	15.023.01609
	ECO ^{Plus} 8–12t / ECO 10t (new)	M 135 x 3	15.012.01609

Calibration tubes

Calibration tube	Version	Thread	L	BPW code no.:
	A	2 x M 30 x 1.5	620	15.001.01609
	B	1 x M 30 x 1.5	620	15.005.01609

Puller screw

Puller screw	Thread	BPW code no.:
	M 30 x 1.5	16.031.01609

Notes

BPW is a globally leading manufacturer of intelligent running gear systems for trailers and semi-trailers. As an international mobility and system partner, we offer a wide range of solutions for the transport industry from a single source, from axle to suspension and brake to user-friendly telematics applications.

We thereby ensure outstanding transparency in loading and transport processes and facilitate efficient fleet management. Today, the well-established brand represents an international corporation with a wide product and service portfolio for the commercial vehicle industry. Offering running gear systems, telematics, lighting systems, composite solutions and trailer superstructures, BPW is the right system partner for automotive manufacturers.

BPW, the owner-operated company, consistently pursues one target: To always give you exactly the solution which will pay off. To this end, we focus our attention on uncompromising quality for high reliability and service life, weight and time-saving concepts for low operating and maintenance costs as well as personal customer service and a close-knit service network for quick and direct support. You can be sure that with your international mobility partner BPW, you always use the most efficient method.

Your partner on the way to economic viability!



BPW Bergische Achsen Kommanditgesellschaft

Postbox 12 80 · 51656 Wiehl, Germany · Phone +49 (0) 2262 78-0
info@bpw.de · www.bpw.de